



Gazette

April 2017 | Issue 08

WE EDUVATE...

www.eduvation.edu.lb

Inside Stories



Falling in love with reading
p.7



بيناتنا
ومش
بيناتنا
p.10



Les jeux
au service des
apprentissages
p.19

Chief Editor's Message

Dear learners and colleagues,

When this issue of the Gazette is published, we will barely have 2 months of actual work remaining for this scholastic year to end. So, I call each one of us to reflect on what s/he has done so far during this year. The aim of our reflection is not to live in the past, for only dead people do that, but to learn from it in planning at least our coming 2 months and develop.

I will ask myself: Did I really make use of the opportunities provided to me to grow? Did I learn from the difficulties I had encountered? Did I invest in the gifts God specified me with? What change did I induce in myself and in those around me? Did I consider my fellow and include him/her in my endeavor? Did I build the courage to overcome my fears and therefore obstacles faced? Did I act or react? Was I compassionate to those in difficulty? Did my actions reveal the values I was nurtured on? Did I carry my responsibilities seriously? ...

Our life is in perpetual development. We do not decide when to start it or when to end it; but surely enough, we should be the maestro of whatever is going to happen during it. The decision is always ours to make out of it a unique journey; a journey that is travelled amusingly by evolving our talents, molding all our knowledge, encounters and experiences into something innovative that makes a difference and serves the welfare of mankind. Yet, this quest requires vision and passion;

"Our life is in perpetual development... The decision is ours to make out of it a unique journey"

hard work and perseverance; obedience and ambition. It requires acceptance and altruism; patience and humbleness; compassion and commitment. It requires love for oneself and for the neighbor; the type of love that is deliberate, and purposeful rather than impulsive and emotional. This love is a lifestyle and its source is God, for God is love.

Praying to the son rising from death to guide us in our reflection and mostly to empower us with hope and in hope, I wish you a nice vacation.

Chief Editor
Laura Rizk

Editorial

Révéler le mystère du Courage

L'Homme... n'est-il pas la créature la plus noble mais la plus mystérieuse ? A travers l'histoire, de nombreuses personnes ont cherché à découvrir le mystère de l'être humain. Nous citons par exemple le physicien allemand, Albert Einstein qui n'a pu utiliser plus que 10% de ses capacités intellectuelles, l'aviatrice Amelia Earhart, qui poussée par sa passion, a traversé l'océan atlantique en avion seule en 1928 ; ainsi que Malala Yousafzai, la jeune pakistanaise, qui s'est engagée de tout cœur pour promouvoir le droit à l'éducation et a remporté le prix Nobel de la paix en 2014.

En effet, chercher à comprendre notre nature humaine, ainsi que chercher la perfection sont des penchants innés en chacun de nous. Reste à savoir comment les atteindre. Il ne s'agit nullement de les recevoir... elles sont à conquérir non pas par la force mais par le courage de prendre un risque éclairé par une liberté responsable.

Au moment où on réalise qu'être libre c'est respecter la liberté de l'autre, le courage retrouve sa signification véritable, épurée de toute effronterie arbitraire, de toute arrogance non réfléchie et de toute atteinte portée à l'autre dans un moment de colère, de tension ou de révolte. Le courage serait le travail continu sur soi, l'ensemble des forces intérieures auxquelles on devrait croire chaque jour pour pouvoir évoluer et réaliser la beauté en nous. Si l'achèvement d'un édifice unique exige des ans, que dire de la construction du courage ?

L'éducation s'acquiert au fil des années : les parents, l'école, la société, contribuent tous à la communication des principes moraux qui forgent la personnalité de l'être humain. Ils lui apprennent à défier sa peur et à lutter pour s'affirmer loin de tout comportement fou, non justifié ou inconscient pour lui épargner le regret ou la déformation de l'humain en lui.

Ainsi, être courageux ne signifie pas attaquer, crier, casser, ou se révolter tout simplement. Devenir courageux c'est avoir confiance en soi et risquer de détruire le négatif en nous pour céder la place à un positif constructif.

Classe de Seconde - ETD



Photo Credit: Catherine Zakariya - Head of Assets Department

Our Creative Writers

Just Like Shakespeare

Archaic English in poetry tends to be the learners' least favorite form of literature. Shakespeare is one of the most prominent English authors although the language in his poems is bizarre and somehow foreign to modern learners. Thus, in an attempt to simplify his sonnets and help learners enjoy old English, Grade 12LS learners wrote short dialogues and monologues using archaic words and phrases. Asked to describe a loved one or someone's beauty, the learners' creativity and wide imagination directly emerged: love triangles and comedic sketches were written. This successful activity enabled the class to learn Shakespearean words in a fun and innovative way.

How do I love thee
you shalt ask
I love thee freely
as men strive for right
My love hath no boundaries
But yet, I be-weep my state at night.
Hand in hand we battled tempests,
But the impediments tore apart all scopes of us being unite.
Without you, bootless is my lease
And now, sullen and hopeless I am left
I am an OUTCAST.

Marya Maknieh, Yara Ammash, Samer Buorm
Grade 12 LS - SMOC

My apologies, for the following phrases shalt make one feel sullen and intemperate.

'Tis that cruel fate that ruined my life and stole thee from me.
Thine eyes, those emeralds, shineth no more.
Thine heart, so warm and caring, beating no more.

'Tis bootless to beweepe, that I know. Though 'tis hard to owest hope, when my sole reason for lease existeth no more.
Thy calming voice, silenced forever.
Thy comforting hugs, torn away.

How shalt one survive when everything hath been lost?
How shalt one face the tempests and impediments without thee?

In hope that thou art in a better place, 'tis farewell my friend, my supporter, my healer... farewell.

Joelle Jabbour - Grade 12LS - BAC

Thou owest my heart. Thou knowest it is true.
Thou art the cause of my lease.
Sullen I become when we part.
Bootless issues - like tempests - we overcome
We shalt forever overcome all impediments when we are together
Thou knowest it is true: thou owest my heart

Ali Sabra, Hasan Hotiet - Grade 12 LS - SMOC



اللغة العربية

هي الحياة بماضيها وحاضرها ومستقبلها المجهول. هي تاريخ جافل بالعز والقوة والجبروت. هي الصياء الذي يسطع بالحق والعلم والمعرفة. هي المرأة التي احتضنت جهد أهم المفكرين والفلاسفة والأدباء والعلماء، هي لغة الصاد، اللغة العربية.

غير أن هذه اللغة تعاني اليوم من تفهقر على لسان أبنائها، وذلك بفعل صراع اللغات وتصادمها، وتأثير الغرب على السرق... وإلبيكم هذا الحوار الذي دار بين اللغة العربية واللغة الإنكليزية

اللغة العربية: أنا أم اللغات، مني خرجت المعلمات السبع والتي لا تزال لغاية يومنا هذا مدونة من ذهب. ولقد انتقلت بين دول العالم أجمع حتى بات نصف سكان العالم يتحدثون بي.

اللغة الإنكليزية: عزيك قد ولى أيتها المسكينه، ولقد حلت مكانك بعدد التاطقين بي في العالم، وأصبحت اللغة الرسمية لكثير من دول العالم، فأنا لغة الاختراعات والدراسات والأبحاث.

عندها قاطعتها اللغة العربية قائلة: عفوا! الاختراعات والدراسات والأبحاث؟ هل نسيت أن أبنائي هم الرواد الأوائل في كل اختراع، فإليك في الطب ابن سينا والزاري، وفي علم الاجتماع ابن خلدون، وفي الفيزياء ابن الهيثم، وفي الشعر المتنبي والبحري... وفي التقيد لاحظ ابن رشيق والجرجاني...

اللغة الإنكليزية: حسنا، ولكنك توقفت عن ذلك، أما أنا فطورت كل أبحاثك ووضعتها بوصفات علمية بلغتي، ناهيك عن أنني أصبحت لغة التجارة العالمية والسياحة والتوظيف، فإذا كان البشر لا يتقنون لغتي فلن يحصلوا على وظيفة راقية.

ردت اللغة العربية: يا عزيزتي، لقد فرضت نفسي في مجال التطور العالمي، فكل جديد لا بد وأن يترجم إلى العربية (هواتف - حواسيب...) عدا أنني اللغة الأكثر اشتقاقا في مفرداتي فمن كلمة «لعبة» مثلها هناك اللابغ والملعب واللعب... وعلى صعيد الجمال فلغتي تحوي كل العواطف والمشاعر، والأخيلة، وفيها من اللطف والرقي ما يهذب النفس ويروضها... وتاريخي ما زال بصمة إجلال في ثراث العالم كله وهو محفوظ في المخططات والآوابن القديمة...

واستمر النقاش... وما زال لغاية اليوم

هكذا دامعت اللغة العربية عن هويتها وعن تاريخ ذهبي حفل بالرقى الثقافي الذي استمر قرونا طويلة خلت، فكيف يا أبناء اللغة العربية اليوم قد أهملتم لغتكم وخذلتم منها واعتبرتم أنها عاجزة خائرة القوى؟ هلموا للتهوض بها وإعادة الاعتبار لها لأنها رمز فخركم، فمثلما تسارع دول العالم كافة إلى تمكين لغتها بين زوالها، ولتتصافر اللغة العربية مع اللغات الأخرى لصنع نهضة جديدة مقرها لبنان ثم فلتخلق إلى سائر البلدان.

تالا عبدالصمد
الثانوي الثاني - ثانوية السيدة الأرثوذكسية

The Little Writers

Literacy means being able to read and write. Reading can be a fun and imaginative activity which opens doors to all kinds of new worlds for children. Reading and writing are important ways we use to communicate. Our learners are always encouraged to read books during their free time in order to enrich their vocabulary banks and to be able to write more easily and fluently. Learners are being exposed to reading in and out of the classroom on a daily basis in the subjects, whether read aloud stories, independent reading, or group reading.

As a wrap up for the unit «Seasons» and in order to strengthen the learners' writing skills and make writing more interesting, Grade 3 learners wrote a short narrative paragraph about different winter prompts. They were divided into groups of 5 learners, where they collaborated in brainstorming and sharing ideas about the topics. Once the ideas were listed, they followed the steps of the writing process to organize their thoughts and write their narrative paragraph. They made sure that all the details were put in proper order and vivid words and time order words were used through the paragraph. After that, the paragraphs were edited and written as a final draft. To make this activity more interesting, the learners had to make a diorama about one scene from their paragraphs. The learners were eager to bring in materials and share with their friends. When they were all done, some really outstanding masterpieces were produced.

Lara Komeiha
English Teacher - Grade 3 - BAC



Our Creative Writers

Inventer un Poème

La poésie est l'art du langage, une certaine manière de travailler le texte.

A la maternelle, l'oral est à la base de l'imprégnation poétique.

Afin de permettre des apprentissages plus spécifiques, les séances d'imprégnation poétique peuvent être renforcées par des séances de productions, consacrées aux jeux et à la création poétique. Dans cet objectif, les apprenants de la Grande section, ont expérimenté la poésie, en tant que créateurs.

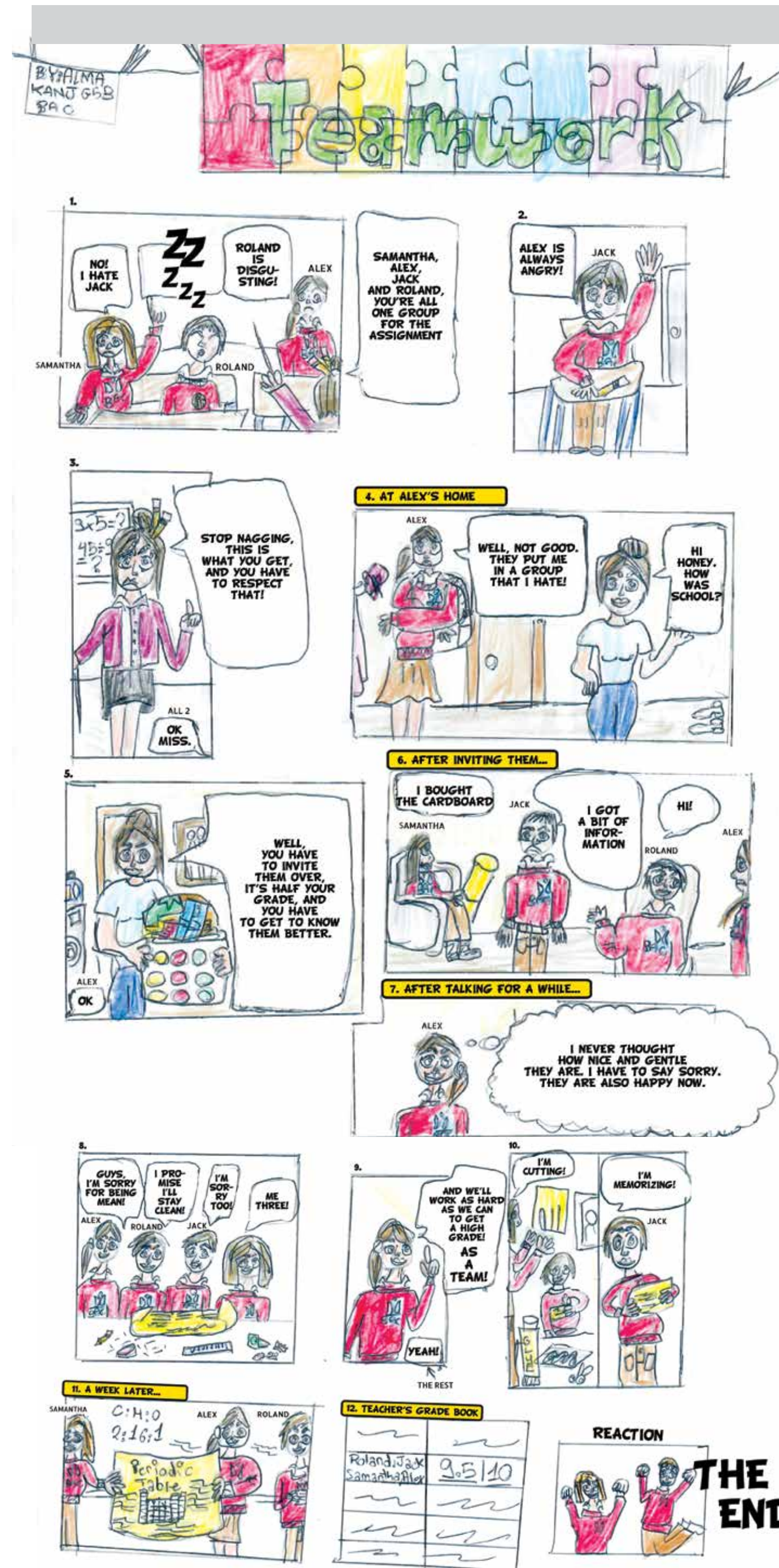
Pour travailler la notion de rimes, l'enseignante a proposé aux apprenants un jeu sur le principe du jeu du corbillon en séance de langue orale. En groupe classe, à partir d'un dessin au tableau représentant un jardin dans lequel étaient détaillés plusieurs éléments, les apprenants devaient trouver à partir d'une question-dévinette quels objets se trouvaient dans le jardin en respectant la structure « dans le jardin il y a... ». Le premier mot qui rimait avec jardin était « lapin », et ainsi de suite... à la fin de la séance, ils ont pu créer un poème, et ils l'ont illustré !

La pratique de la poésie en classe était une opportunité pour relancer, stimuler, canaliser les propositions des apprenants. De même, elle a permis de gérer la capacité créatrice de chacun, d'encourager, de calmer les ardeurs. L'écriture collective présente un intérêt particulier, pour la simple raison que nul enfant n'est naturellement poète, contrairement à certaines idées reçues.

Les petits poètes étaient enthousiastes lors de la découverte de ce nouveau genre littéraire et capable de création.

Les activités poétiques en classe sont une source de plaisir et d'enrichissement pour les apprenants et les enseignants qui les accompagnent dans cette démarche. Faire découvrir la poésie tout en associant à des activités de création se base sur un état d'esprit plutôt que sur des connaissances techniques dans ce domaine.

Lama Chidiac
Titulaire de classe - Grande Section - ETD



The Magic Pillows

Writing and reading are closely related or even inseparable. Better writers tend to be better readers, and better readers produce better writing. Which came first is not as important as the fact that without one, the other cannot exist. Basically put: reading affects writing and writing affects reading. It is well known that the more books and stories we read, the wider our imagination will be. Furthermore, the wider our imagination, the better we are at creative writing.

Grade 4 learners were enchanted by the magical effects of reading fairytales which triggered their imagination to write their own. The learners soared into the world of imagination and came up with beautiful stories that can take us all on a magical trip into a new world of imagination. The one you will read below was written by Liyan Shaaban.

I once found a colorful box in our attic. I cleaned it up and placed it near my bed in my bedroom. While sleeping at night, the box of colors started flashing and throwing out some talking pillows. The pink octopus likes to dance, the gingerbread man pillow Gingo, likes to make funny faces... They all like to tell me stories before I sleep.

They help me study, play, and dance. When I complete my assignments successfully, Gingo says, "Beauuutiful!"

He is so funny and cute. The pink octopus, Wiggly, wiggles when we play together. The ball pillow has a red nose that makes a squeaky sound when you touch it. After two days, my cousin Layla came to our house and sat on Gingo. She didn't know my pillows are magical pillows, and I didn't want to tell her.

When Layla left, I talked to Gingo, but he didn't respond or dance with me! I knew that he was sick or dead. I asked the other pillows for help. They were all sad and barely replied. I started crying while holding the magic box. Suddenly, a fairy came out of the magic box and gave me a magical perfume bottle.


I sprayed it on all of my pillows, they started dancing again. Gingo was dancing and laughing too, just like before. They told me to put the perfume myself. The perfume made me happy, and my legs were dancing on their own.

I thanked the fairy and decided to pay better attention in the future. The possibility of losing my precious pillows made me realize it is very important to love and protect our friends and things that we love. Otherwise, we might easily lose them. It also taught me that sometimes we take things we love the most for granted. I promise to appreciate my basic pleasures more.

Finding the magic box and my talking pillows was an amazing experience. I will keep the box in my room forever.

Liyan Shaaban - Grade 4C - BAC

Knowledge Producers



الكتابة: إبداع الرّوح



Drawing by Michelle Aoun - Grade 10B - BAC

عندما تَضَطَّرِعُ في التَّفيسِ البشريَّةِ أُسَاسِيَّسَ جَمَّةً وتتراكمُ الأفكارُ المتنوّعةُ، يسعى الإنسان إلى البوح بها من أجل تخفيف وطأتها. فلا بدّ إذاً من الانفجار في ولادات أدبيّة تفيض فيها الرّوح لتعتزّ عن مكنوناتها الدّقيقة فتجد الراحة بالإفصاح والخفر وتنطلق من جديد. هذه الصّناعة التي تسكُتُ حيناً فاضٍ من ألم، وتَحْظُ بقلم حُصْنَتِه الأضلاعُ الجِرازُ قبل أن يذرف على الورق عُصارةَ الفكر ورزْدَةَ القلبِ وعلّةَ التّجربة، هي أسمى ما ينتجه الإنسان: إنَّها الكتابة.

شَهِدْتُ لِعُنْتِنا العربيَّةِ وولاداتٍ أدبيَّةٍ تُحاكي العصور التي عايشناها وبرزت أسماءُ أديبٍ كثر في عالم الإبداع والإنتاج. وممّا لا شكّ فيه، أنّ أديبنا اللّبنانيّين قد قادوا نهضةً فكريَّةً وثقافيَّةً وأخذوا بقضة إنسانيَّة من خلال دعوتهم إلى تجديد الأدب العربيّ: موضوعاتٍ وأساليبٍ لأنهم آمنوا أنّ الدّيب هو ابن الحياة النّابضة يستمدّ طاقاته منها ثمّ لا يلبث أن يحدث فيها ثوراتٍ فكريَّة تُجابه الرّكود والتّقاليد الفئّاقة.

لقد آمن الكُتّاب اللّبنانيّون إيماناً عميقاً بفعل الكلمة ووقعها في نفوس القراء واعتبروا أنّ الكتابة كالقراءة فعل خنوع وأنها متنقّس يُمكن أن يحترّ بها الشّخصُ أُسَاسِيَّسَه وأفكاره المكيونة فينطقُ تالياً بلسان المجتمع ويحرّره. كما أنّهم أدركوا أنّ الكتابة ضرورة إنسانيَّة، فيقول جبران خليل جبران في هذا الصّدد: «يكتب بعضنا لأنّه إن لم يكتب يموت، وهذا من الخالدين». ويشدّد ميخائيل نعيمة على أنّه: «عندما تصبّح المكتبة ضرورة كالظّالوة والشّير والكرسيّ والمطبخ، عندئذٍ يمكن القول بأننا أصبحنا قومًا متحضّرين».

شاع صيغ أدبنا اللّبنانيّين في أقطار العالم كلّها وترجمت أعمالهم لأنهم حملوا راية الإبداع في نقل واقعهم اليوميّ ووجدوا متعة في التّعبير عنه بقلمهم كأنيس فريحة وتوفيق يوسف عوّاد وروز غريب وإميلي نصرالله وجنّور الدّويهي... وحتّوا على التّغيير في مجتمعاتهم وبث القيم، نذكر على سبيل المثال لـ الحصر إيليا أبو ماضي وبشاره الخوري ومي زيادة وأنسي الحاج... كما وحرصوا على النّقد البناء وروح الفكاهة كسلام الرّاسي ومارون عبّود... وتغنّوا بوطنيتهم وبجمال لبنانهم كجبران خليل جبران وسعيد عقل...

إنّ إنجازات أديبنا اللّبنانيّين لريادةٍ سعّت ولمّا تزلّ إلى إنجاز حدائثٍ عريقة، وتأسيس ووعي وتحرّ مسؤول يفكّ القيود ليخلق مجتمعا أفضل. عسى أن يجد متعلّمو هذا العصر في مكتبتنا العربيَّة عاتمةً واللّبنانيَّة خاصّة ذرّاً تصقل شخصيتهم وأفاقاً تنمّي فيهم حبّ الحياة!

ريمي عقيقي

مدرّسة اللغة العربيّة - مدرسة البشارة اللارثوذكسية

Yes! They are Arabs!

In our community, when people are asked to discuss or describe a scientist, their thoughts are mostly directed to the West. Discourses about Western scientists like Einstein, Newton, Avogadro, Lavoisier and many others seem very natural to discuss. On the other hand, Arab scientists have always remained in the shade. Authentic names like Ahmad Zewail, Farouk Al-Baz, Hossam Haik, Charles El Achi and many others seem strange to be classified as scientists.

In many occasions, foreigners have praised these Arabs for their historical scientific and intellectual contributions to the development of scientific knowledge. However, we ourselves are rarely aware of our honorable history of science and of our contemporary intellectual treasures all around the globe. Consequently, we rarely appreciate the great investments Arabs have made in mathematics, philosophy, astronomy, medicine, alchemy, chemistry and many other fields.

To familiarize themselves with the influence of the Arab minds on the progress of science and to develop deeper appreciation towards them, Grade 7 learners researched about Arab scientists particularly and prepared timelines which included information about their origins, life stages, discoveries and prizes.

It's great that now our learners are familiar with names of different Arab scientists like:



Ahmad Zewail is an Egyptian scientist known as "The Father of Femtochemistry". His area of focus is in Chemical Physics and Lasers. He has won a Nobel Prize for Chemistry.



Farouk El-Baz is also an Egyptian scientist who has won many awards for his great achievements and contributions, such as the NASA Apollo Achievement Award.



Charles El-Achi is a Lebanese scientist who has won many awards such as:

- the NASA Outstanding Leadership Medal
- the Wernher Von Braun Award
- the COSPAR Nordberg Medal



Hossam Haik is a Palestinian scientist whose area of focus is Nanotechnology. He is known as "The Einstein of Structural Engineering," and he is the inventor of an electronic «nose» that can diagnose cancer in just two or three minutes by analyzing a patient's breath.



Ibn Ishaq Al-Kindi, who is known as Al-Kindus, is an Iraqi scientist who lived between 801 and 873. He is known as "The philosopher of Arabs" and has played an important role in the preservation of Hellenistic Science. He was also a member of Al-Ma'mun's science academy "The House of Wisdom". He translated Greek Scientific manuscripts, wrote more than 240 books, and was the first scientist who determined the dosage of most drugs.

Throughout these researches, grade 7 learners realized the crucial role and involvement of Arabs in building knowledge in several domains of science. Consequently, the notions of becoming future Arab scientists seemed realistic and possible.

Here are some of our learners' reflections:

"During this activity, I was surprised to find several well-known scientists of Arab roots. As I was reading about Ahmad Zewail's life, my heart overflowed with pride and honor. Apart from feeling fond, I believe that every one of us found a person he/she never knew existed. These Arab scientists dedicated their lives to develop new theories in science and aimed to see progress in their field. Therefore, the impact of every single scientist and especially Arab scientists contributed enormously in the evolution of their fields." Layana Takeddine (7D)

"Reading about Arab scientists or even knowing that Arab scientists exist made me appreciate the significant role of Arabs in the construction and improvement of scientific knowledge. After getting informed about several Arab scientists, now I know that one day I can be one of the future famous Arab scientists." Omar Itani (7B)

"When I started searching for Arab chemists, I felt really astonished of what Arab people have done over the years. Many people have a misconception and consider Arabs illiterate. However, our research studies prove that Arabs took part in discovering everything we are learning and using nowadays." Alaa Saker (7C)

"At first, the research topic given to us seemed difficult. I really did not expect to find much information about Arab scientists. However, the web databases proved me wrong. I am sure there is much more information about other scientists which is not even on the web. I felt very proud to find Arab scientists who have had many contributions internationally and have become famous for their work." Chirine Dabhoul (7B)

Let's hope one day, that this exposure inspires our learners to shine by contributing to the field of knowledge and discoveries.

Shoghig Tchapanian
Science Teacher - Grade 7 - SMOC

Books Review

Books have the ability to carry us into different worlds. When reading, we enter secret doors to fantasy lands, we empathize with characters and relate to their feelings, and we celebrate happiness and agonize over sorrow on each page we read. movies can have a similar effect, but it is faster and short lived; a simple rush of adrenaline.

The Fault in Our Stars:

The Fault in Our Stars by John Green is a love story that rotates around a teen, Hazel Grace, who is diagnosed with lung cancer and is adamantly encouraged to attend the Cancer Kid Support Group. But when the handsome Augustus Waters suddenly appears at the Support Group, Hazel's whole life changes; carrying her into new adventures.

This book is one of my favorites, maybe because I could sympathize with the protagonist, Hazel Grace. The style of writing is so simple, yet it could move me in every possible way. And yes, I did throw the book in thin air, and yes I did holler over an unreal persona, but at the end, this is "The Paradox of Fiction". We watch films, view paintings or sculptures, listen to music, and are moved by all of them. As a matter of fact, having an emotional

experience is one of the main motives why we engage in artwork, be it in books, movies, or even theater.

Lynn Naji - Grade 10 A - BAC

Les trois mousquetaires

Les trois mousquetaires est un ouvrage originalement publié en 1844. Il relate l'histoire d'un jeune homme qui a tant rêvé de devenir un mousquetaire.

En le lisant, tu sens comme si tu étais l'un des personnages. En plus il y a toujours du suspense et de l'humour qui rendent le conte plus agréable.

Je vous conseille de le lire car c'est un vrai chef-d'œuvre.

Michelle Ishak - Grade 6B - BAC



ساق البامبو

بين الفلّين والكويت في « ساق البامبو » تدور أحداث رحلة للبحث عن الذات، بطل الرواية هوزية الفلّينيّ (أو عيسى الكوينيّ) ثمرة زواج مؤقّت بين راشد الكوينيّ المسلم ابن عائلة الطّاروف الكبيرة والخادمة الفلبينيّة المسيحيّة جوزافين، وقد تمّ رفض هذا الرّواج من قبل المجتمع الكوينيّ وما نتج عنه من ذرّيّة، ليعيش هوزيه في الفلبين مع والدته في الفقر والعوز حتّى يسّ التّضح، عاد بعدها إلى الكويت للقاء عائلته الكبيرة الثّرية بعد وفاة والده في حرب الخليج، حاملًا معه وجهه الفلّينيّ الملامح والذي كان سببًا في رفضه وعدم تقبّله فعاد أدراجها خائبًا لا يحمل معه حفنة من تراب قبر أبيه.

لقد أعجبتني هذا العمل الأدبيّ لأنّه يطرح العديد من القضايا و المشاكل التي من شأنها أن تبعد الإنسان عن وطنه، وتقتلع جذوره بكاملها. هذه القصة طرحت فكرة ان الدّين ليس كما نفهم، ففي يومنا هذا نرى النّاس يستخدمون الدّين للتّمييز بين الاعراق والأجناس. فالدين لطالما ساهم في افناعنا بتقبّل غيرنا، ولكننا كنّا غير مبصرين لهذه الحقيقة الرّمزية له.

علي قلعجي - الصّف العاشر - مدرسة البشارة الأرثوذكسيّة

Japanese Way of Multiplication

Hands-on activities and projects are fun and engaging ways for learners to review what they have learned. Such methods also help introduce learners to new concepts and ideas through collaborative work allowing them to accept others' points of view. Furthermore, learners distribute roles and responsibilities among the group members.

During math class, and as a wrap-up to the lesson: Multiplication by 2 and 3 Digit Numbers, Grade 4 learners were involved in a new and unique project: the Japanese way of multiplication, where they also learned about the Japanese culture. Japanese kids learn to multiply with a completely different method from the one our learners are used to. The Japanese multiplication method is more of a visual technique where you draw lines and count the intersections (nodes). Therefore, this method allows learners to see multiplication in a different way; in other words, learners who are more visually oriented transform numbers into a pictorial representation of lines and dots. During math class, we watched a video about the Japanese multiplication and then more examples were written on the board in order to ensure that all the learners acquired the Japanese method. Afterwards, the learners were divided into groups where they worked on designing their cardboards with Japanese words, the

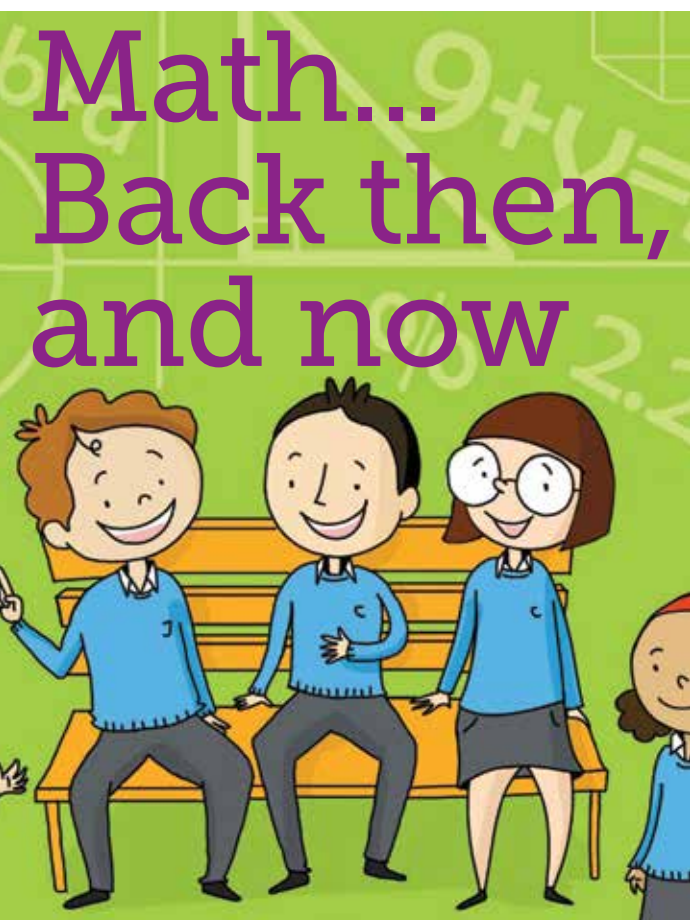
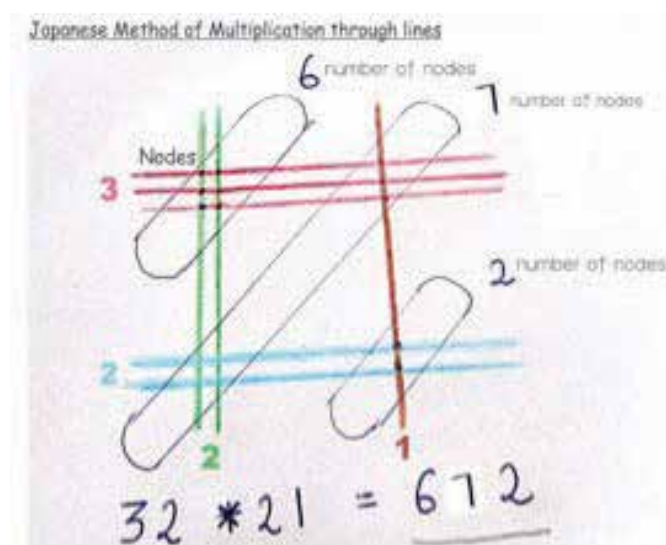
Japanese flag, followed by an explanation as well as an example of the Japanese multiplication method.

On the day of the presentation, the learners dressed up in Japanese outfits, and the girls tied up their hair using sticks. Then, they visited different upper elementary classes, presented their work, and explained how the Japanese multiplication works.

The Japanese way of multiplication is beneficial. First, it helps learners to further understand the concept through visual aids. Second, the stick method makes the learners think about what digit is being multiplied rather than just following the algorithm to which they are accustomed. This type of thinking can also reinforce the concept of expanded form of a number. For example, 425×3 . We can think of 425 as $400 + 20 + 5$, which shows that the digit sums to the total 425. Thus, $(400 + 20 + 5) \times 3 = 400(3) + 20(3) + 5(3) = 1200 + 60 + 15 = 1275$.

Below is a visual example of how the Japanese way of multiplication is done.

Maha Jaber - Grade 4 - Math teacher - SMOC



Geogebra...An easier way



Technology has been the most popular topic over the past decade, and incorporating it in education has become a global focus. Since the education world is becoming increasingly digital, educators should be well prepared to take an active part in this huge shift in order to foster learning and reach learners who are born in the digital age and speak the digital language.

As educators, we always strive to implement the ever advancing technologies that have replaced the traditional practices of a board inside the four walls of a classroom, whereby students are hesitant to boldly inquire about complicated notions and confidently express their viewpoints. We always hear our learners complaining that math classes have nothing to do with the real world, which means that they probably need more real life math experiences outside the class. They need to see the dimensions that lay behind the theories, formulas, and numbers and to maneuver in the space of digits.

In an attempt to integrate education with technology and fun and take learning beyond just a classroom, a desk, and a copybook, Grade 10 learners had the opportunity to enjoy a joint session filled with innovative activities and strategies in an engaging 21st century learning environment, where different technological tools were implemented for instruction. The concept of functions is of critical importance in secondary mathematics and is a crucial subject imbedded in the Lebanese curriculum. Learners face many difficulties when they attempt to understand this concept. Often introduced in grade 10 algebra, functions are revisited in higher grade levels and have become the focal point of calculus. A thorough understanding of this concept is then essential for learners' success.

Several studies have recently examined the influence of integrating ICT (information and communication technologies) with teaching and learning mathematics. The findings indicated that ICT can lead to better teaching methods resulting in better learning and positive influence on learners' understanding of the concept of functions particularly. Teaching functions and different properties of curves requires various teaching strategies to ensure a solid understanding of concepts. Therefore, it is important that we attempt to teach them using the most visual and practical approaches possible.

Mathematics heavily relies on visualization that requires sometimes seeing the unseen. This means that learners should master the ability to create, interpret, use, and reflect on visual representations in order to develop, depict, and communicate new information and advanced understanding. More than any other

range of mathematics, educators face lots of challenges related to visualization while teaching functions. This might be due to the diversities of its interpretations and representations.

The dynamic mathematics software, Geogebra, whose popularity is rapidly increasing worldwide, was used to combine geometry and algebra. Its multiple representations of objects in different views that are dynamically linked helped create and demonstrate student-engaging interactive materials. Many researches have reached the same conclusions in regard to the impact of this software upon learners' conceptual understanding of functions.

Learners had the chance to experience and explore the concepts themselves rather than just hearing the information. Through cooperation and interactive discussions, learners collaborated in order to unravel the reasoning behind the lesson at hand. Groups were formed to ensure that all peers were able to fathom the concepts that were explained and to apply them within activities that make effective use of ICT, which increased engagement and creativity. Problems were solved in real life contexts collaboratively, and several other real life applications were shared and investigated. Through the various learning strategies integrated, learners and teachers played equal roles in the process.

Finally, using interactive activities is an important aspect that should not be neglected in math class. After all, as a Chinese philosopher once said, "Tell me and I forget, show me and I remember, involve me and I understand."

Elie Mwaness - Math Teacher - Grade 10 - BAC

$\phi = \text{Phi} \approx 1.618$ / History & Meaning of the Golden Ratio

The Long known, observed and tested proportion named as the Golden Mean (Average) has always existed in mathematics and in the physical universe, but it is unknown exactly when it was first discovered and applied by mankind.

Uses in architecture potentially date to the ancient Egyptians and Greeks

Egyptians may have used both pi (π) and phi (ϕ) in the design of the Great Pyramids.

Phidias, a Greek sculptor and mathematician, studied phi and applied it to the design of sculptures for the Parthenon. **Plato** considered the golden section to be the most binding of all mathematical relationships and the key to the physics of the cosmos. **Euclid** linked this number to the construction of a pentagram.

The Fibonacci Series was discovered around 1200 AD by Leonardo Fibonacci. The series is quite simple. Start with 0 and add 1 to get 1. Then repeat the process of adding each two numbers in the series to determine the next one: 0, 1, 1, 2, 3, 5, 8, 13, 21, 34, and so on. This pattern is also found in the diagonals of Pascal's Triangle. The relationship to the Golden Ratio or Phi is found by dividing each number by the one before it. The further you go in the series, the closer the result gets to Phi. For example:

- 1/1=1
- 2/1=2
- 3/2=1.5
- 5/3 = 1.666
- 13/8 = 1.625

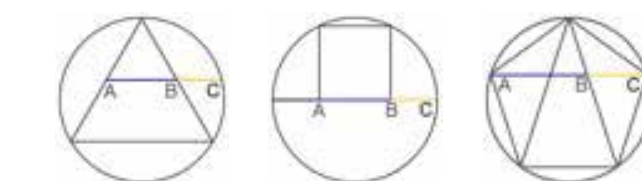
If you go further into the series and you'll find that $233/144 = 1.61805$, a very close approximation of Phi, which to ten decimal places is 1.6180339887.

It was first called the "Divine Proportion" in the 1500's, and it was probably da Vinci who first called it the "sectio aurea," which is Latin for golden section. He used it to define all the fundamental proportions of his famous painting "The last Supper". Other Renaissance artists used the golden mean in their paintings too.

The term "Phi" was not used until the 1900's by Mark Barr, American mathematician, who used the Greek letter phi (ϕ) to designate this proportion. Phi is the first letter of Phidias, as well as the Greek equivalent to the letter "F," the first letter of Fibonacci. Phi is also the 21st letter of the Greek alphabet, and 21 is one of numbers in the Fibonacci series.

Geometry of the Golden Ratio

The Golden Ratio is also found in geometry, appearing in basic constructions of an equilateral triangle, square and pentagon placed inside a circle, as well as in more complex three-dimensional solids



Nature and Life

Phi and the Fibonacci series manifest themselves pervasively in nature, such as in the numbers of petals in a flower and in the spirals of plants, as well as the body sections of ants and other insects. Even the spirals of human DNA embody phi proportions.

The Solar System and Universe

Curiously enough, we even find golden ratio relationships in the solar system and universe. The distances of the planets from the sun correlate closely to exponential powers of Phi. The rings of Saturn are very close in dimension to the golden ratio of the planet's diameter.

That's an incredible role for a single number to play, but then again this one number has played an incredible role in human history and in the universe at large.

Resources & References:

- A Mathematical History of the Golden Number by Roger Herz-Fischler
- www.goldennumber.net
- www.phimatrix.com

**Haitham Chehade
Math Teacher - Grade 10 - SMOC**

Keep the Wheel Rolling



Let us Reuse, Reduce and Recycle!

Reduce, Reuse and Recycle that are referred to as the 3Rs, are three great ways where we can eliminate waste and protect our environment. The concept behind the first R, reduce, is to limit and reduce the amount of wastes. The second R means to reuse an item by giving it another usage maintaining its value, use, and productivity. Whereas the concept behind the third R, recycle, is to collect and process materials that would otherwise be thrown away as trash and turning them into new products.

For this reason, the agricultural program includes different fun activities related to the 3Rs to help our learners be more aware of the importance of keeping our world a safe and healthy place. Together with the agricultural teacher, the KG3 learners were engaged in an artwork activity, where they reused old CDs transforming them into decorated coasters that they can use or decorate their rooms with. Thus, each learner made his own coaster by covering an old CD with recycled papers and then pasting a flowery tissue paper by adding some gold and silver glitter on top.

To conclude, let's keep in mind some tips that we can follow in order to reduce our environmental impact, save money, and live a happier, healthier life such as: Save energy and water, use less gas for better health, eat smart, skip bottled water, think before you buy, borrow instead of buying, buy smart, keep electronics out of the trash, and make your own cleaning supplies.

Nahrin Bakhsh - KG3 Teacher - BAC



بيناتنا ومث بيناتنا

نظمت دائرة البرامج التربوية في مدارسنا، وفي إطار البرنامج الثقافي الذي يهدف إلى تشجيع الخيرات وتقبل آراء الآخرين في جو من الإحترام المتبادل والينفتاح التربوي نشاط «بيناتنا» الذي جمع كافة متعلمي الصفوف الثانوية في مدارس «البيشارة الأرثوذكسية» و«الثلاثة الأقمار» و«السيدة الأرثوذكسية» تحت شعار السنة المدرسية الحالية «لبنين السجاعة»، سعى هذا النشاط إلى تحفيز المتعلمين على المشاركة والتواضع والتفكير بالآخر وبناء روح الجماعة. وبذلك مارس المتعلمون مهارات الاستهلاك المسؤول والاستغناء عن فائضهم من الأغراض التي لا تزال بحالة جيدة، كما تعلموا قبول عرض مقدم من آخر.



Art Bakery

In one of their art classes, grade seven learners opened a bakery. Every learner became a "baker" in the session and "baked" a cheerful cake using an ancient technique "Papier-mâché". This technique became popular in the XVIth century in Europe, where Papier-mâché was employed in puppet building including marionettes, hand-puppets, and rod-puppets that were fabricated for street plays; besides being largely employed as a low-cost alternative to similarly treated plaster or carved wood in architecture. Nevertheless, "Papier-mâché" was used by artists in ancient Middle and Far East long before it was discovered by Europeans to add decorative elements to armor and shields for Japanese and Indian warriors, to manufacture small painted boxes, trays, étagères and cases sold in Persian market places, and for coffins and death masks in ancient Egypt.

After a brief introduction to the technique, the learners began their "cooking". Firstly, they created the skeleton of their cakes by forming cardboard bands into the triangular shape of a piece of cake and gluing it onto a base. Secondly, they cut or tore paper into strips and soaked them in white glue until saturated. This is

where the preparation phase ends. Thirdly, they pasted the saturated pieces one on top of the other onto the skeleton, piece by piece, until it was fully covered. Afterwards, learners did their own design of their piece of cake: some glued "Papier-mâché" candles, previously prepared, on top of their cakes so that they looked like birthday cakes. Others cut a spoon or a fork out of cardboard or soaked tissue paper in white glue then twisted it into a spiral so that it looks like cream and glued it on top of the cake. Finally, learners had to color their cakes; black was strictly forbidden :) . As a result, their beautiful pastry was put on display behind the shop-window of "Grade 7's Bakery". Enjoy your meal! Here's a papier-mâché activity you can do with your family this Easter:

Hot Air Balloon Papier-mâché

- Balloon
- Paper (newspapers or paper)
- White glue
- Hole punch
- Paper cup
- Poster paint
- Strings
- Paint brushes
- Palette
- Scissors

Aida Saade
Art Teacher - Grade 7 - SMOC



Make a papier-mâché using a balloon as the mold. The papier-mâché will dry in 2 to 3 days. Once the papier-mâché is completely dry, pop the balloon inside the papier mâché. Remove the bits of balloon latex.



Cut a 2 to 3-inch diameter opening around the air hole end of your papier-mâché. Punch 4 evenly-spaced holes around the opening.




Use a pencil or a sharp object to make a small hole at the top of your papier-mâché balloon. Loop one end of a pipe cleaner. Insert the free end of the pipe cleaner through the bottom opening of the papier-mâché. Pull it all the way through the small hole. The loop on the pipe cleaner serves as a stopper. Loop the protruding part of the pipe cleaner to create a handle for your hot air balloon.



Trim a paper cup to the desired height for your hot air balloon's basket. Punch 4 evenly-spaced holes around the rim of the paper cup. The placement of these holes should match those on the papier-mâché balloon. Paint the paper cup if you like.



Think of a nice design for your hot air balloon. Paint the balloon using poster paint.



Attach the papier-mâché balloon to the basket by tying strings to connect the holes on the balloon to those of the basket.



Keep the Wheel Rolling

إعادة التدوير تولّد الإبداع



تؤمن مدرستنا إيماناً كبيراً بأهمية المحافظة على بيئة سليمة ونظيفة، وتسعى دائماً إلى حثنا على الإهتمام بها بمسؤوليّة.

إنطلاقاً من هذه الرّوحية، قرّرنا نحن، الصّف الحادي عشر فرع الإقتصاد والإجتماع، بإشراف معلّمتنا السيّدة سوزان متري، أن نوظّف ما اكتسبناه في حصص مادة الكيمياء لمتنفة بيئة مدرستنا الحلوة ولزيادة رونقها. لقد عمّدنا إلى حظة ترمي إلى إعادة استخدام المواد البلاستيكية المرمية في النفايات: استخدمنا قطعة خشبية مدوّرة، وجمعنا أكثر من ٤٠٠ غطاء لقناني ماء بلاستيكية، وأكثر من ١٠٠ وعاء فولاذي، طليناها باللونين الأزرق والأبيض وشكلنا منها شعار مدرستنا. إستغرق الأمر عدّة أسابيع، وعملنا بجهد من أجل إتمام هذا المشروع وحقّقنا عملاً فنيّاً رائعاً. كما أحضرنا إطارات من سيارات قديمة، ونقشنا عليها زخرفات ظريفة بحيث تبدو أكثر جاذبيّة ونظافة وزرعنا فيها الزهور الرّبيعيّة الملوّنة. وضعنا هذه الأوحاض المبتكرة تحت جذع شجرة مدرستنا في الملعب. أمّا اللوحة التي تحمل شعار Eduvation قرّرنا بها جدار الملعب ليراهها الجميع.

يرمي النّاس عادةً، أي نوع من البلاستيك أو المواد التي يمكن إعادة تدويرها، في سلة المهملات في حين أنّه يمكن أن تُستخدم في الصّناعات الحرفيّة أو لابتكار أعمال فنيّة مميّزة!

فلنبن الشجاعة ولنبتكر معاً وسائل تحافظ على بيئتنا!

روان حجازي - الصف الحادي عشر - مدرسة البيشارة الأرثوذكسية

Mother's Day at School



“ I enjoyed watching the kids' cheerful dances along with their colorful outfits. ”



“ You really made my day. It was my best mother's day ever. ”



“ You could feel the harmony among the learners. ”



“ Aucune langue ne peut exprimer la beauté de ce spectacle. ”




“ ينعاد عليكن وعلى جميع الأمهات. أجمل زينة شفناها يعطيكن العافية. ”



“ They were all singing from the bottom of their hearts to cheer us. ”



Mothers' Feedback on the Mother's Day Event



“ Vous nous avez montré les clés du succès. ”



“ Nous vous remercions d'avoir enrichi les connaissances de notre enfant. ”



“ Merci d'avoir enseigné tout ce qui est important pour mon enfant. ”

Silk Thread



"Fiction is the truth inside the lie", said Stephen King. And in our miniature, yet advantageous trip to Zoukak Theatre, we had an absolute privilege to encounter the epitome of how a writer uses lies to show us the truth. As soon as we heard the word "play," we expected to attend a theatre with chairs and a stage. However, it wasn't any typical, classical theatre. It actually employed an eccentric technique whereby the observer proceeded from room to room to advance to the next scene and act, and the play took place in different atmospheres and with a wide variety of characters, all of which added a spirit of excitement among learners. As a matter of fact, the theatre is especially crafted to assert the thin line between reality and imaginairness and the conventional gender roles or difference in genders by depicting what's egregious and erroneous. Many aspects of satire were

included in the play, creating irony and exaggeration in some situations. For instance, its name "Silk Thread" shows the thin line that separates the fairy tales we were exposed to as infants and the harsh reality that we live in. Furthermore, the stories we read as children always portrayed how women are saved by their princes. But, we do not often realize that society shapes women as weak assets. Women are expected to be obedient, aspire for marriage, and carry the responsibility of the house and the children. In contrast, men are shown to be muscular, over-protective, and dominating. This satirical play excelled in portraying the above themes humorously and boasted brilliant acting talent. What's more, the observer was left disturbed and galvanized by its distinctive spookiness. And the best part of all, the intricate plot must be unraveled and elucidated solely by the observers themselves, which



engendered the plot rather esoteric, but substantiates its salient innovation in the history of theatre and the crew's dedication to this production. After the theatre was over, we were entitled to ask questions and share our overall impressions with the cast. A myriad of us shared some questions which in turn assisted in the reasoning of the plot. Above all, the trip was phenomenal for the theatre was indeed exceptional and one of its kind. In the end, as Shakespeare said, "All the world's a stage, and all the men and women merely players; they have their exits and their entrances."

Taha Koleilat, Dana Jammul, Hala Hneini - Grade 10 - SMOC

Seniors

The time has come for us to say our goodbyes and walk in the hallways, remembering the memories engraved on the walls. The walls, the doors, the stairs, the windows, the boards, and the eyes all have seen us grow to become who we are today. It has been years now since we've grown in a school we call our second home in the hands of people who devoted their lives for our sake. Even though we've had our ups and downs, we will always live with the standards we've been raised upon, remain forever grateful for this school and the people in it, and for all the memories we've had and all the memories we've made. Thus, the seniors of this year's promotion have decided to leave their marks here, on paper and in hearts, for us to live as long as these phrases do.



12HP:

"Although it was a hard journey at times, we will never forget the days we spent between the walls of this school that gave us family"
Dana Shehab

"On day one of my first school year here, I was afraid of letting go of my mother as she left me in a place that I only knew about as a name. Now 6 years later, I have managed to cooperate with many people that are now not only classmates and teachers, but are also brothers and sisters to me"
Youssef Kabbara



12LS:

"A path shaped by smiles, tears, mixed emotions and many fears as this journey comes to an end. I can't but laugh at all the memories and cry for not wanting them to end"
Roba Hilal

"My journey over the past 12 years has shaped the person I am today"
Joelle Jabbour

"The steam engine was a little rusty but with the magic of education we made it to Hogwarts"
Maria Beydun

"Climbing the mountain was tough, but the view from up here is so worth it"
Yara Ammash

"What we learned at the end of the day was that family doesn't necessarily mean sharing the same blood"
Marya Maknieh

"I was having fun and making memories, but never thought that leaving would be that hard"
Karim Ghalayini

"رحلتي في المدرسة أشبه بالانتقال من العدم إلى الوجود"
Tala Maasarani

"تعلمت: ما وافى النجاح شخصاً إلا بعد كفاح"
Jawad Haddad

"هي حرب، الوصول فيها إلى هنا هو انتصار"
Omar Hamawi

"لم أهوّ الضرب والمعادلات الرياضية، ولكنني أتقنت ضرب معاكسات الحياة والوقوف قوية، صامدة ومستقلة خلال مسيرتي"
Ghida Hajj Sleiman

12SE:

"A long journey of self-discovery"
Rami Mahmoud

"We started off as classmates and friends, but ended up as a team that lifts standards higher"
Zeina Khatib

"Our lives are before us, our past is behind us, but our memories are forever with us"
Maya Itani

"As I walked into this school 15 years ago, tears streamed down my face. Today, my tears are still there but the reason differs. It breaks my heart to leave behind so many beautiful memories and so many people who taught me everything I need to know in life"
Tala Bourji

"My journey was filled with ups and downs, mostly ups thankfully. However, the downs had brought me back up, renovating me. I've learned that the real voyage of discovery and success was when I took a journey into myself"
Joevana Howayek

"Since the first day, I have been waiting enthusiastically for this long journey to come to an end. However, as much as I've looked forward for those last days, here I am wishing to repeat this journey to relive all memories with friends who have become family"
Jana Al Awa

"One month is left at school in which we will end the 15 year journey and welcome a new chapter of our lives. Being at school taught me a lot, but most importantly, I learned how to respect, love, and appreciate what is given to me"
Zeina Antoun

"This entire journey has been a dilemma of wanting it to end and wanting it to last forever"
Nadine Kaidbey

"It's been 15 years at school, yet it feels like yesterday. We will always remember the hardwork and effort we've put in order to reach where we are now. Today, we stand here all together with one achieved gland with memories that will never fade"
Aya Baltaji and Ghina Ariss

"سفينة نحن تحدينا كلّ الأمواج العاتية و اجتزنا العوائق العسيرة. ها نحن نلمح شاطئ النجاح و نستعد لرفع رايات العلم لتخطي المصاعب التي ستواجهنا على اليابسة. فكنّا طاقم واحد، و سنبقى موحدين في قلوبنا. فالتوفيق لكل هذه الرايات التي سترفع."
Malak Haidar and Adnan Makieh

Be Prepared



The Science Week



With the jam-packed schedules of today's families, why would either a learner or a parent want to add one more major activity? Clearly, any school project assigned to a student should meet a stringent test for usefulness. Surprisingly, a science fair project is one of the best learning experiences a learner can undertake. Conceptually, a science fair project is very straightforward. A learner chooses a scientific question. Choosing the topic can be challenging for learners so they are advised to ask parents, teachers, and search through a list of several websites provided by the teacher, to decide as a group on a topic to work on or a question to answer. Then, library and Internet research on the question provide learners with the background information they need in order to formulate a hypothesis and design an experiment. After writing a report to summarize this research, the learner performs the experiment, draws his or her conclusions, and presents the results to teachers and classmates using a display board. In our schools, the science week is a yearly process that the science department works on with the learners to come up with creative scientific ideas and encourage learners to share these ideas with each other and the whole school. This week is divided into 2 parts; the science fair project and the science competition. The science competition tests the learners' general scientific knowledge with a 20 minute multiple-choice assessment, devised independently for each level. After the learners finish their assessment, the winners participate in a competition to do experiments. Nearly every science fair has rules that clearly state that the scientific method must be observed and followed. Not following the steps of the scientific method could cause you to arrive at incorrect results, and could make your entire project invalid. After all the work is finalized, the learners present their projects in class in front of their teacher and friends and answer some questions that help the teacher choose two groups from each class. It can be frustrating sometimes, for the learners to lose after putting so much passion and effort into their work, but quoting some of the learners; " We are just glad that we discovered a lot of new things", said Mira. Sarah added "We are learning how to work together and improve ourselves; it is not important if we win or lose we are here to learn." I can just say that learners are gaining great experience with their participation. Later on, the teacher can work on the chosen projects to improve them or to prepare the kids for the oral presentations. After the whole preparation process is

done, a date is assigned for the kids to go down to the playground and present their work in front of a jury of teachers. On the presentation day, the learners did a great job. They were all knowledgeable about their topic. Organization and passion shined in their eyes while presenting and answering questions. Learning about science is at the heart of a science fair project. Our society relies more on science every day, and science fairs are a great way for learners to become more informed about how the world around them works. Every citizen needs sufficient science literacy to make educated decisions about what he or she reads in the media, about health care, and about other every-day problems. Preparing a science fair project is an excellent example of what education experts call active learning or inquiry. It is a very effective instructional method; indeed, it is recommended as a cornerstone of successful science teaching.

Sarah Nasser - Science Teacher - SMOC



- "Even if we lose, it doesn't mean that we didn't do a great project." **Rim Hamoud**
- "I loved science corner this year because we were very well prepared and I wasn't shy." **Serena Najem**
- "When we were trying the experiment, we didn't believe that it might work, but surprisingly it did and we had fun playing with it." **Judy Fares - Judy Banna**
- "We worked in a united way together. We had fun but we were serious and focused on the project." **Elias Suri**
- "My experience was amazing because I started to recognize how it is possible to work in a team without or all of it. In our team, we divided work equally and listened to each other's ideas." **Lea Tutunji**
- "We are learning how to work together and improve ourselves. It is not important if we win or lose we are here to learn." **Sarah**
- "I just love it!" **Abir**
- "It is so exciting! Everyone is interested in seeing everything, I am so proud!" **Rami**
- "The past days, when I was working on the science corner project, were pretty good. I enjoyed working with my friends. The best part was when we organized our roles and parts. We were determined to work as a team on an interesting topic. It was an honor working with them and the presentation was great." **Habiba Obeid**
- "When I was presenting, I was nervous and proud of myself since I had the courage to talk in front of all of them." **Ahmad Rammal**
- "If we will do it again, we must be more neat and organized!" **Suba Mortada**
- "We are just glad that we discovered a lot of new things" **Mira**.
- "C'était une activité amusante et enrichissante qui m'a permis de développer mes connaissances en relation avec le circuit électrique." **Marc Melhem**
- "On a consacré trop de temps pour la réalisation de ce projet. C'était un travail d'équipe très original. Nous sommes tous ravis de partager nos connaissances avec le jury." **Ernest Jradeh**
- "Everyone wants to try our experiment!" **Hadi**.

Eduvation University Fair

One of the most contemplative issues racing through an eleventh grader's head is the whole concept of university, from admission requirements to scholarships and financial aid. Consequently, organizing a university fair can greatly aid students in choosing their desirable major, learning about financial aid and various scholarships, and picking out their most compatible universities. Many universities took part in this year's fair, such as AUB, LAU, BAU, Haigazian University, USJ, AUST, Lebanese University, and many more. Listening

to the representatives explain their university's majors, requirements, and scholarships was extremely beneficial due to it clarifying any misconceptions learners might have had and answering their numerous questions. Finally, the fair was an immensely productive and valuable experience to have gone through, ensuring an organized and ideal journey to university.

Raef Ftuni - G11 S - BAC



إرشادات تحفيزية لخوض الشهادة الرسمية

مع اقتراب شهر أيار يبدأ العدّ العكسيّ لانطلاق الامتحانات الرسميّة. في هذه الفترة من كلّ عام، يعيش المتعلمون حالة من التوتّر والقلق ترقبًا للإستحقاق القادم. لذا لا بدّ من تقديم بعض التوجيهات التي تساعد المتعلمين في تحقيق التّحاج المنشود.

خلال فترة التّحضير للامتحانات الرسميّة يُنصح بـ:

- تنظيم جدول زمنيّ واضح ومحدّد للدراسة، وذلك وفقًا لما تقتضيه حاجة كلّ متعلّم من وقتٍ لكلّ مادة.
- الإطلاع على نماذج الامتحانات الرسميّة للأعوام السابقة ومعايير التصحيح المعتمدة.
- الالتزام بمحتوى الكتاب المدرسيّ لتجنّب التشتت وإضاعة الوقت.
- تخصيص وقت للراحة أثناء التّهار، من أجل تجديد القدرة على التّركيز واستيعاب المعلومات.

أما خلال الإمتحان، فلا بدّ من أن يلتزم المتعلّم بالتوجيهات التالية:

- قراءة المسابقة بكاملها، والتّركيز على الكلمات المفاتيح، وتفنيد الأسئلة.
- البدء بالإجابة عن الأسئلة التي يمتلك المتعلّم اللجابة عنها ممّا يساعد في استثمار وقت الامتحان بطريقة جيّدة.
- الاستناد إلى العلامة المخصّصة لكلّ سؤال، كدليل يساعد على تحديد حجم مضمون الإجابات، وبالتالي تخصيص الوقت الذي يتلاءم مع هذا المحتوى، ممّا يضمن حسن استثمار الوقت المخصّص للإمتحان.
- كتابة رقم السؤال وفرعه على ورقة الإجابة ممّا ينظّم الإجابة ويسهل المراجعة ويجنّب نسيان إجابة بعض الفروع.
- كتابة الإجابة بخطّ واضح ومقروء ممّا يجنّب المتعلّم خسارة بعض العلامات الناتجة عن صعوبة قراءة الخطّ وبالتالي فهم الإجابة.
- الإجابة بشكل واضح ودقيق، والابتعاد عن التفاصيل المشتتة غير الضروريّة.
- الامتناع عن تسليم ورقة الامتحان قبل انتهاء الوقت، والاستفادة من الوقت المتبقّي للمراجعة.

كلوديا طانيوس
معلمة مادة الإجتماعيات - مدرستيّ الثلاثة
الاقمار والبشارة الارثوذكسية

Time Management

Take a few minutes to think about and write down how you spend most of your time. Think about what your most important things are. Do you have enough time? Chances are that you do not. Below are some tips on how to schedule and budget your time when it seems you just don't have enough. Always start with a planner that includes your goals and dreams prioritized with a star or number next to them and well defined with a name, description, benefits, completion date... within a time map that fits your time and schedule. Then, stick to it when performing your daily to-do list and review your progress continuously. After scheduling becomes a habit, you can adjust it. Its better to be precise at first. It is easier to find something to do with extra time than to find extra time to do something. Most importantly, make it work for you.

Advisory Department

Don't be a perfectionist

Trying to be a perfect person sets you up for defeat. Nobody can be perfect. You need to set achievable but challenging goals.

Politely saying no should become a habit especially if you are not interested or you have more important things to do. Saying no frees up time for these things.

Learn to say NO

Combine several activities

Another suggestion is to combine several activities into one time spot such as shower and make a mental list of the things that need to be done... Above all be creative, and let it work for you.

Prioritizing your responsibilities and engagements is very important. Some people do not know how to prioritize and become procrastinators. A «to do list» places items in order of importance.

Learn to PRIORITIZE

Procrastination

Procrastination is the art of postponing one's work and duties. Hahaha – ART!! Not funny!! As learners, we have all procrastinated at some point during our high school life and lived to share the stressful experience. The problem here is that you want to get high grades and scholarships, but you also want to sleep, watch Netflix, and browse through social media. If you can relate, let me tell you that you're not the only one.

The problem is you can't let procrastination take over your life, and if it does, there is a price in return: abandoned dreams, lost time, and health issues. For instance, you have this goal in life that you'd like to achieve, but you keep delaying most of your work and tasks until eventually your goal is too far for you to achieve. Moreover, the more you procrastinate, the more time is wasted; time which you could've used in a more dynamic manner. And so, the day will come when you'll regret the nothingness that you've done. Lastly, procrastination leads to stress, anxiety, and depression. The fact that you've left all your assignments till the last minute will make you anxious and worried about finishing them on time. You might even suffer from increased heart palpitations, and no one wants that. Sooner or later, you will find yourself falling deeper into that dark pit of ailments.

But never fear, you can control it! The first step to defeat that beast is managing your time: set up a time table where you divide your work over the days and make sure you finish them ahead of time to avoid stressful days. Second, turn off that phone/laptop/ipad! Those devices are going to be the end of us all. If we can't control ourselves and refrain ourselves from using

those devices, they will surely ruin our academic life. When you want to start studying, just get rid of those things so that you would have 100% concentration on your work and you would give it your best shot. Third, get a hold of yourself and think about your life, your goals, and your future; are you really going to risk all those things just because you're «not in the mood» or you «don't feel like doing it»?

As adventurous as procrastination may seem, one must

really think about what's coming ahead. Do something about it right now rather than leaving it be and regretting it later on. Have ambition, take action, and improve yourself. And then, after you reach that goal you wanted to achieve, you can finally relax, get a cup of warm tea, sit in bed, and watch your T.V shows. Trust me, it'll be worth all the hard work.

Yara Hashem - G11 - SMOC



Learn and Play



Wheels Go Around

Involving our learners in activities outside the classroom has a great impact on developing their cognitive and social skills and building their prior knowledge about the subject. KG3 learners had the opportunity to explore the means of transportation and street safety rules inside and outside the classroom.

Inside the classrooms, the learners watched several videos about driving cars and riding bikes on the streets. Road safety tips were discussed; those tips allow learners to understand the precautions one should take when driving vehicles or crossing streets.

Later on, the learners demonstrated these rules out on the big playground which was designed as a road that has pedestrian lanes and street signs spreading here and there. Wearing helmets, learners rode bikes while other learners drove toy cars. Another group of learners held the street signs and traffic lights.

Learners performed the activity cheerfully and expressed their excitement towards driving. Other learners impatiently waited in line to cross the street on the pedestrian striped lane.

Everyone shared the fun!

Nada Kanafani
Classroom teacher - KG3 - SMOC



بين التعلّم والمَرح

يُثير اللّعبُ غالبًا، اهتمامَ متعلّمي الحلقة الأولى أكثر من التعلّم، حقيقةً شغلت بال معلمات هذه الحلقة حتّى توصّلن إلى حلّ يرضي الطرفين. التعلّم باللّعب، حيث قامت معلمات اللّغة العربيّة والجغرافيا بتحضير مجموعة ألعاب هادفة، تداخلت فيها مادّتي اللّغة العربيّة والجغرافيا مع المهارات الحسية- حركيّة والفنون كما الكفايات المتداخلة، كالتركيز وإنجاز العمل في الوقت المحدّد.

توزع متعلّمو الصّفّ الأساسيّ الأوّل على مراكز متعدّدة في مجموعات صغيرة للقيام بنشاطات مختلفة مستخدمين الحواس الخمس.



اكتشف متعلّمو الصّفّ الأساسيّ الثّاني الضمائر وقاموا بتصنيفها من خلال لعبة رياضيّة تنافسيّة زادت من اندفاعهم وحماستهم.



بولين عون - معلمة اللّغة العربيّة -
الحلقة الأولى - ثانوية السيدة الارثوذكسية

Learn and Play

Spring Spirit

"Springtime is upon us,
The birds celebrate her return with festive song, and
murmuring streams are softly caressed by the breezes.
Thunderstorms, those heralds of spring, roar, casting
their dark mantle over heaven,
Then they die away to silence, and the birds take up
their charming songs once more."
Antonio Vivaldi (1678-1741)

After listening to Vivaldi's poem dedicated to spring, our upper elementary learners listened to the music and discussed the transformation of words into music. They experienced an aesthetic description of the queen of seasons, spring, either with a drawing, or creating dramatics with body and percussion instruments or an environmental song "Earth we're in together". The latter represents an oath to preserve the earth and value the chirping of the birds, observing rain through the rays of sunshine, enjoying flowers in bloom, snow melting, weather getting warmer, days getting longer and sun becoming warmer.

After experiencing all the above mentioned beauty of nature, it was time for our learners to join in and proclaim the arrival of spring in Education schools by reproducing sounds through percussion (body and instruments) and be a part of this joyous season. The girls started with the graceful sound of the tambourines announcing the arrival of spring, then the boys echoing them with snapping fingers and claps. The determined claps keeping the beat, celestial triangles tweeting with birds, sonorous maracas murmuring with the streams and breezes and finally the energetic stomping and playful tapping on the knees vibrating with the storms create a climatic harmony along with



the wonderful drawings of grade 6 learners displayed around. These, sort of murals, cast another expression of spring through drawings and colors, thus completing the triangular expression of poetry, music, and painting.

Through this activity, our learners got the chance to appreciate and express beauty in different forms of art.

Alina Dakessian
Music Teacher - Upper Elementary - SMOC



Les jeux au service des apprentissages

Les jeux sont des outils d'exploration du monde. Ils impliquent des activités parfois complexes qui exigent un effort intellectuel, une technicité, une rapidité, une endurance, un réflexe, ... comme celles que l'apprenant rencontre dans sa vie quotidienne.

Des recherches récentes ont montré que ces jeux contribuent au développement cognitif, affectif et communicationnel de l'apprenant et au renforcement de sa culture. En outre, ces jeux stimulent l'attention et la concentration et augmentent l'estime de soi.

Afin de relancer la motivation et d'éveiller l'intérêt des apprenants de la EB3, les jeux éducatifs, étant numérique ou non, ont été intégrés durant le cours de français dans le but de développer des habiletés à la base de l'apprentissage de la lecture et de l'écriture,



d'apprendre à comprendre les autres, à communiquer et à négocier, d'encourager les apprenants à imaginer, à catégoriser, à résoudre des problèmes ...

Ces jeux renforcent le rôle de l'enseignant dont sa responsabilité est d'aider, de guider les apprenants et de surveiller le processus d'enseignement/apprentissage.

Nos apprenants vivent à une époque où les attentes envers leur performance sont très élevées, nous devrions leur assurer le temps et l'espace nécessaires à leur besoin et intérêt.

Lama Azoury
Enseignante de français - EB3 - ETD

Educational Mobile Apps

4 Pics 1 Word



Description
4 pictures that have 1 word in common – what is it? Can you guess the words and unlock the levels? Countless puzzles from easy to tricky are waiting for you! New puzzles are added continuously for endless word fun!

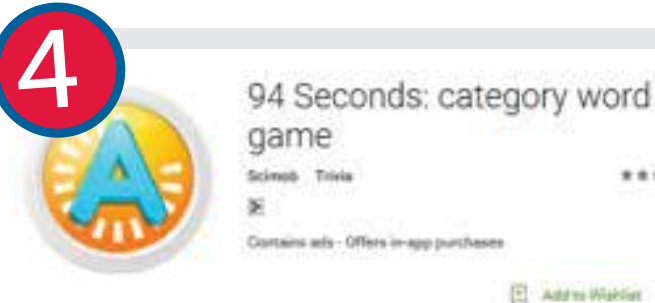
This App is also available in French.

- Age: 12+
- Platforms: Android, IOS

• Links:

<https://itunes.apple.com/us/app/4-pics-1-word/id595558452?mt=8>

<https://play.google.com/store/apps/details?id=de.lotum.whatsinthefoto.us>



94 Seconds

Description
#1 in Word games in over 50 countries
Play with your friends or randomly against one of the 15 million players
1 category, 1 letter, 1 word to find and score higher than your friends.
A fruit with B?
A sport with T?
A mammal with D?

- Age: 3+
- Platforms: Android, IOS

• Links:
<https://itunes.apple.com/us/app/94-seconds/id567138796?mt=8>

<https://play.google.com/store/apps/details?id=com.ninetyfour.seconds.app&hl=en>

Trivia Crack Kingdoms



Description
Enjoy the new and exciting Trivia Crack sequel! Allows you to challenge friends, family and classmates in trivia channels based on your favorite topics.

You can play in tons of awesome trivia channels! From sports teams to pop stars, from TV shows to the latest Greenpeace global campaign, there's a channel to follow for every field of knowledge imaginable.

- Age: 3+
- Platforms: Android, IOS

• Links:

<https://itunes.apple.com/us/app/trivia-crack-kingdoms/id1002597082?mt=8>

<https://play.google.com/store/apps/details?id=com.etermax.kingdoms&hl=en>



94%

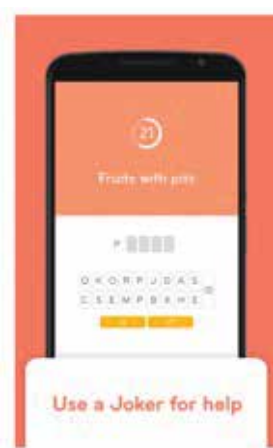
Description
If I say «Something you eat with your hands» what comes to mind first? Hamburger? Corn on the cob? Ribs? In 94%, the object of the game is simple: find 94% of the given answers!

- Age: 3+
- Platforms: Android, IOS

• Links:

<https://itunes.apple.com/us/app/94/id862303071?mt=8>

<https://play.google.com/store/apps/details?id=com.scimob.ninetyfour.percent&hl=en>



Monkey Preschool App

Description
Learn and have fun by helping monkey pack lunch! Monkey Preschool Lunchbox is a collection of seven exciting educational games for preschoolers (ages 2 to 5).

- Age: 2-5
- Platforms: Android, IOS

• Links:

<https://itunes.apple.com/WebObjects/MZStore.woa/wa/viewSoftware?id=328205875&mt=8>

<https://play.google.com/store/apps/details?id=com.thup.lunchbox&hl=en>

A Healthy Body in a Healthy Mind



Le petit déjeuner



Le petit déjeuner est un atout, est le premier repas le plus important de la journée et il est particulièrement primordial pour la concentration, l'attention, la vigilance et la bonne humeur.
Alors, après avoir écouté et bien compris le conte " Nadim fête sa maman" nous avons décidé de préparer un petit déjeuner pour toute la classe.
Comme première étape, nous avons mis la nappe et les ingrédients (Lait, fromage, beurre et confiture). Chaque apprenant a participé pour bien préparer ce petit déjeuner.
Quelques apprenants ont étalé du lait sur leur pain, d'autres du beurre et de la confiture...
Les apprenants ont vécu une expérience qui a mis en valeur le fait de partager, le plaisir de manger.
Le petit déjeuner était délicieux.

Malak Mekkaoui
Enseignante de français en KG3 - SMOC



Supplements and Sports

With the advent of social media, today we are, more than ever, conscious of the image they want to project. While some people lead a healthy life to stay fit, others are adopting unhealthy habits and resorting to harmful substances. With this trend becoming rampant, something should have been done.

refraining from taking such products, stating that these would hinder our growth and development. Thus, they advised us to maintain a healthy lifestyle by following an adequate diet and doing regular exercise instead. They also discussed ideal diets for people that would like to gain or lose weight.

The school, in collaboration with the Sports Department, has planned a session to raise awareness among us on the risks of using steroids and supplements, which damage our well-being. To ensure that we get a comprehensive understanding, coaches Mario Sophia and Michel Saade have emphasized the negative effects of both steroids and supplements that we might be exposed to at the gym. Moreover, the coaches highlighted the importance of

Our school's mission focuses on educating conscious and effective learners who are able to live successfully in a world full of obstacles and difficulties. Therefore, it always works on raising awareness on the latest emerging issues to equip us with the tools required to face the challenges that lie ahead.

Mazen Hammoud - Grade 10A - BAC

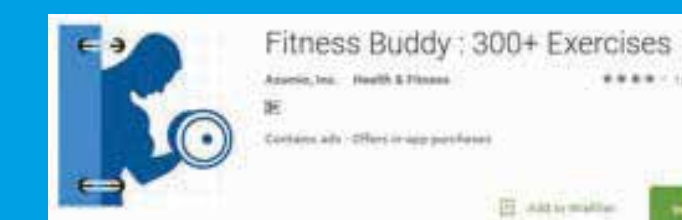


Fitness Buddy App

Description
Gym Et Home Workout Exercise Trainer
With this app, you will find the workout tracking process simple and easy in order to sustain your motivation and enforce your commitment to your fitness goals.

Links:
<https://itunes.apple.com/us/app/fitness-buddy-gym-home-workout-exercise-trainer/id514780106?mt=8>
<https://play.google.com/store/apps/details?id=com.skyhealth.fitnessbuddyandroidfree&hl=en>

- 1700 unique exercises with detailed instructions and muscle categorizations!
- 1000+ HD videos
- Age: 15+
- Platforms: Android, IOS





Socially Interactive

Phubbing

With the advent of smart phones, the world has witnessed the arrival of a new problem. While smart phones have bridged distances across the globe, people have become more disconnected than ever. They have lost the art of communication and interaction with one another. People are ignoring the person in front of them in favor of their phones. The problem has been evident for a while now, but we weren't talking about it because there was no word for it, up until recently. In May, 2012, meetings were held at Sydney University in Australia, and a new term was coined to refer to this behavior: Phubbing. Because it is a major threat to social behavior, it must be scrutinized to find possible solutions. What can one do to prevent himself from phubbing? Ninth graders have investigated the problem, asking other learners for suggested solutions to address this unhealthy acquired behavior. Their suggestions came as follows,

- Exert self-control
- Engage in conversations with surrounding people
- Limit phone use to emergencies

If the problem reaches a critical stage, it is possible to:

- Install applications to limit phone use
- Remove applications that are distracting
- Impose "no phone rule" in location of rendezvous

Karim Kishly - Grade 9B - BAC



The Importance of LOLs and HAHAHAs

As children, we used to laugh irrepressibly. As adults, we tend to get caught up in life and all its problems that we forget to take a minute to relax and laugh instead of obsessing and focusing on all the quandaries that we go through. And this brings us to the most mesmerizing revelation: laughter is the best universal medicine for a better health. Laughter boosts our mood, diminishes pain, and protects us from the damaging effects of stress. In addition, laughter makes us more resistant to infections and diseases since it increases the amount of antibodies. It is a fact that one minute of anger weakens the immune system, and one minute of laughter boosts our immune system for 24 hours. By pursuing more prospects of laughter in our life, we will be adding more years to our existence, improving our emotional health, and strengthening our relationships. Laughter travels deep into our soul bringing us closer to each other. We are all in darkness when it comes to the realization that laughter is of great value. Laughter doesn't solve our problems, but it makes them surface and fade in a smoother way.

So my friends try to live life as if you are going through a perpetual river of never ending happiness and joy because life is too short. And above all, life is better when you're laughing!

Rana Yassine - Grade 11SB - SMOC

Stranger Danger



JOKES

All of my life I thought air was free... until I bought a bag of chips!

- Why was the Math book sad?
- Because it has too many problems

My boss told me to have a good day. So I went home!

Math, the only place people buy 60 watermelon and nobody wonders why.



From Here and There

Imaginez un monde sans chocolat, impossible n'est-ce pas?

Le chocolat convient à tout le monde, petits et grands. C'est vrai qu'il est accusé de faire grossir, pourtant il présente plusieurs bénéfices pour la santé. Parlons spécifiquement du chocolat noir. Ce dernier est riche en vitamines. Ainsi il renferme de grandes quantités de potassium, de cuivre, et de magnésium. Ces minéraux aident à prévenir les maladies cardiaques. En addition, le chocolat noir est très souvent consommé pour plaisir vu ses effets anti-stress bien connus.

Léa Nur - EB6 - ETD



Recette du gâteau au chocolat noir

- A. Ingrédients**
- 200 g de chocolat noir
 - 3 œufs
 - 2 tasses à café de sucre (200 g environ)
 - 1 tasse à café de farine (100 g environ)
 - 150 g de beurre
- B. Préparation**
- ÉTAPE 1. Préchauffez le four th.6 (180°C).
- ÉTAPE 2. Dans un saladier, battez les œufs entiers avec le sucre.

ÉTAPE 3. Dans une casserole, faites fondre doucement le chocolat (il ne doit pas cuire), et ajoutez le beurre afin d'obtenir un mélange bien lisse. Ajoutez le chocolat / beurre au mélange œufs / sucre.

ÉTAPE 4. Ajoutez la tasse de farine et mélangez bien le tout. Beurrez un moule à manqué et versez-y la préparation.

ÉTAPE 5. Enfourez pendant 25 min environ en vérifiant régulièrement la cuisson.



Fashion Etiquette

Fashion is something we deal with every day. People who say they don't care about what they wear choose clothes every morning that say a lot about their character and about how they feel on that day. One certain thing in the fashion world is "change". We are constantly being bombarded with new fashion ideas from music, videos, books, and television. Fashion has a mind of its own. Imagine, for example, heading for a superb weekend to spend in the snow, what would you wear? Of course, you would wear something that would protect you from the rain, snow, and cold weather. Furthermore, proper etiquettes require that we follow a certain fashion. No matter what the occasion may be, don't push proper etiquette aside. Each environment has a dress code. Our school, for

example, demands that learners are to dress up in the school uniform since it gives them a sense of formality and grows a feeling of equality. There are, however, some exceptions at school such as the "Civil Day", where learners are allowed to wear proper outfits other than the school uniform. On that day, learners follow proper etiquette in the form of civilized formal outfits. A rule passed on is "When dressing for the workplace, you need to consider the environment and dress code of the company." Be considerate of such advice. It is not necessary to wear what is up to date! What is of more importance is to dress up decently and hold on to proper etiquette. A fashion tip: "Consider the Wear and Care Before you buy, try to gauge how a piece might hold up after a few

How can you keep your room tidy?

Keeping your room tidy may seem like a chore, and if you treat it that way, that feeling will not change. Instead, approach room cleaning as a game and have some fun with it. You will find that keeping your room tidy gets easier and easier, and you will be doing it without even noticing. However, you must follow several steps.

1. Listen to Music while doing chores since it is more fun, and it distracts you from the task you are doing.



2. Get into the habit of making your bed daily and make sure you keep food out of your room; and especially out of your bed.



3. Put everything back in its right place whenever you finish from using it. Like, tossing a book on the floor after reading it instead of placing it on the shelf will not get you anywhere; so, it is more preferable to return it to its place to keep your room from getting messier

4. Do a simple maintenance cleaning once a week. For example, dust off your desk, bookshelves, and other dusty surfaces. Vacuum and sweep your floor.



Keeping your room tidy is not impossible if you follow these tips. Perhaps your system of organization will improve and get to a higher level. Sometimes all you need is willingness and motivation.

Lynn Kayali - Grade 10B - BAC

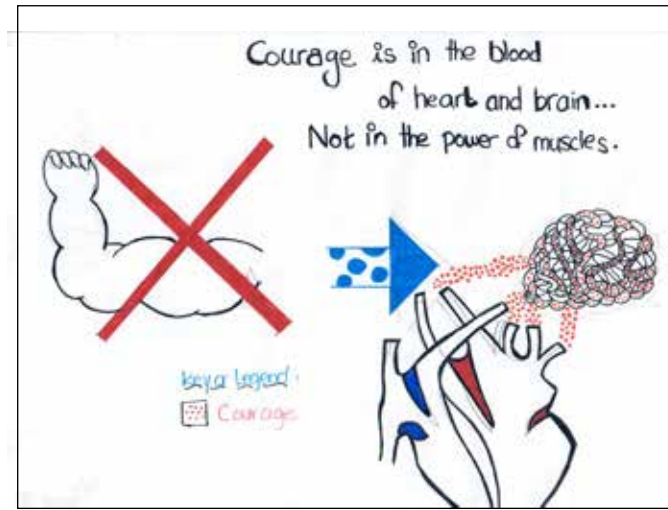
Lynn Kayali - Grade 10B - BAC



Let's Talk About the Theme of the Year

Building a sense of belief in yourself is characterized by one's optimism and positivity towards one's self. Possessing courage can give you the wings to develop high levels of passion and hope. Therefore, you surpass all your limitations with courage to follow your target. The key of building courage is to face its dichotomy, which lands in the hands of fear. No fear can't be conquered, but a push or start is all you need. Success and failure are two sides of a coin, so if you have a wish to taste success, you should also have the heart to fail. Discover your hidden qualities to improve your self confidence that goes hand in hand with courage.

Ali Duheini - Grade 11S - SMOC



Ayla Khayat - Grade 9A - SMOC



Diala Hout - Grade 9A - SMOC

Dream Big

"Hard work beats talent when talent doesn't work hard". Have you ever tried to survive for one hour without sight, hearing, or any other disability? Some people have faced life with courage, and achieved many goals in their lives, by working hard, believing and deeming, never ceding, and confronting fears.

For example, Stephen Hawking, a well-known physicist, was diagnosed with ALS (amyotrophic lateral sclerosis) when he was 21. Despite his disability, he started to talk with the assistance of his computer, has been a full time power chair user, and he didn't give up. He didn't lose his desire to study the universe. His best-selling work was "A Brief History of Time," and it stayed on the top best-selling for 237 weeks.

Another example is FDR (Franklin Delano Roosevelt). He was a successful and beloved US president that helped to guide in World War II. He is considered a great president, although he was a wheelchair user. While he was in his political career in Gusto, he contracted polio and became partially paralyzed.

Marlee Matlin is an academy award winning actress even though she was deaf. She has been deaf since she was 18 months old due to a genetically malformed

cochlea. She received a Golden Globe award for her leading role in Children of a Lesser God. Since receiving her Oscar, she has appeared on so many TV shows and reality shows.

Stevie Wonder was a musician born six weeks early, causing him blindness. As a child, he signed in his first record label at the age of 11, and he has been performing ever since. During his wildly successful music career, he recorded over 30 American top hits.

Helen Keller was an American author, political activist, and lecturer who is on the Alabama state square. Helen was the first deaf and blind person to earn a degree in college. She wrote a total of twelve published books, including her own spiritual autobiography.

Finally, we can see that we don't need everything to become full. Strength does not come from winning, our struggles develop strengths when we go through hardships and decide not to surrender. You never know how strong you are until you have no choice other than being strong.

Maher Bekdash - Grade 6A - BAC




Let's Talk About the Theme of the Year

Dis- moi dix mots

Construire son courage. Eh bien, oui, chacun est capable de le faire et il le doit pour se prouver et s'affirmer en société. Mais comment ?

L'expérience de la compétition « Dis-moi dix mots » m'a offert l'opportunité fascinante de faire face à mes hésitations, à mes craintes et à mes scrupules. L'aventure de se tenir sur scène et de m'exprimer sous la lumière éblouissante des projecteurs m'a appris que s'affirmer nécessite plus d'audace et de volonté que de talent. Ainsi, les paroles que j'ai rédigées pour donner libre cours à mes pensées, les caméras et la musique ont contribué à la fondation de l'édifice de mon courage.

Said Al Alti - Classe de Seconde - ETD



勇気を構築します。
 CONSTRUIR VALOR 建立勇氣
 فَلْتَبْنِ الشَّجَاعَةَ ERIGI CORAGGIO
 СОЗДАНИЯ ХРАБРОСТЬ Construisons le courage
 ΟΙΚΟΔΟΜΗΣΟΥΜΕ ΘΑΡΡΟΣ

Our United Story

In order to encourage learners to express themselves and assess their opinion on the topic "Accepting Differences", which falls under the theme "Build Courage", the Advisory Department suggested that the learners create a story that revolves around two classmates: a rich girl and a poor girl. The rules were simple. One learner began the story and then his/her classmate continued accordingly. The learners kept on taking turns one after the other until all of them had a chance to participate and twist the tale to what he/she thought is appropriate. At the end, a discussion took place whereby the learners gave their opinion about ideas mentioned by their classmates. The teachers were delighted to see that all the values that they've instilled in their learners over the years are paying off as revealed in their stories.

Mira Tabsh - English teacher - SMOC

A Tale of Acceptance

It's Monday morning. Mary rushed erratically into her geography class five minutes late. "Where were you?" asked the professor as he was waiting eagerly for a plausible excuse. "Excuse me professor, but my boss at work wanted me urgently this morning to prepare for an important project coming up and didn't allow me to leave. I really need this job in order to help support my family."

"I wonder what a poor girl is doing here, shouldn't you be mopping floors now?" jeered Anna, the richest girl. Mary is used to listening to such comments from her classmates, but she never bothered to care.

The professor sighed and started with his lecture. At the end of the class, he said loudly "since we are about to get done with our chapter, the dean and I are planning a trip for the class to the apex of Alps in Switzerland. However, this trip is only for those who get A or B on the upcoming final exam. I advise you to use this trip as motivation to aim for higher grades. See you next week!"

It's the day of the exam. Mary walked into class feeling

anxious. On the other hand, Anna was fully confident she can pass it. The next day, Professor Sam had already corrected the exams and was happy to announce those who passed it. Mary passed with a really high score. However, Anna failed the test. Anna was filled with envy, jealousy, and anger. So, she planned a secret trip to follow the class to Europe immediately after the lecture. It was the night before the trip; Jon, Anna's closest mate, was thinking how Anna was simply getting unbearable. He couldn't believe he was attracted to her. The truth was, he knew, that Mary had changed his perspective on a lot of things. She had helped him look beyond the outer appearance and sought into one's soul instead. He thought of the old saying, "Don't judge a book by its cover", that certainly applied to Mary. To be totally frank, he couldn't wait to spend more time with her the upcoming days.

Anna woke up early the next morning determined to go to the Alps and to the resort where her classmates were going. Meanwhile, at the resort, Mary and Jon were skiing. Jon loved how sprightly Mary was and admired her spirit. When the wind picked up, they decided to go indoors and take a break. At that time, Anna walked in with a smile and said: "of course! You didn't think I would miss out on all the fun now, did you?"

To Anna's delight, Mary's hopes of accomplishing any progress with Jon were obviously shattered. Reluctantly, she picked up her equipment and followed Anna and Jon to the top, and they commenced the ride down. The storm began to build up. However, Jon and Mary were already in safety. Unfortunately, an avalanche annihilated all the rocks and trees and was about to annihilate Anna. Mary decided to save Anna. She walked out to Anna, whose leg had been stuck under a boulder. Mary pulled as hard as she could until she finally was able to save Anna minutes before tragedy.

After Anna's injury was taken care of, she joined Mary and Jon in the cafeteria silently. "Thank you Mary. But why would you do it? All I ever did was make you feel miserable." Anna said breaking the uncomfortable silence.

"You don't have to thank me; I firmly believe in second chances; I just hope this incident helped you learn something", replied Mary.

Since that day, Anna has decided to become a better person and do well. She worked hard and stood by Mary through her difficulties.

Aya Gilliam, Adam Najm, Ayla Khayat, Aurora Shehimi, Ibrahim Hakim, Lana Sweidan - Grade 9 - SMOC

Respecting Differences

Once upon a time there were two best friends Rima and Luna who went to the same school, attended the same classes, and lived in the same neighborhood. The only difference between them was that Rima was rich and Luna was poor.

One Saturday morning, Rima visited Luna and started telling her about the new decoration in her room and how she was going in the afternoon to choose new wallpaper. Luna felt a tingle of jealousy, she always found the small differences a big problem in their relationship, but because she liked Rima a lot she tried to overcome it, but to no avail. However, this time when Rima kept describing her new room, Luna snapped, which afterwards caused the breakup of a friendship. Days passed and both were still hurt from each other, but on the 9th day, Luna was washing her hands in the restroom at school when she heard someone sobbing. She opened the door, and to her surprise it was Rima who was in distress. She looked at her hands and her eyes widened when she saw the cuts on Rima's hands. She held her gaze long enough to know the answer. She ran to Rima and hugged her so tightly and started apologizing for her mistake and regretting the second she gave in to her blind selfish jealousy.

Since then she knew that everyone has his/her differences and everyone is fighting a battle we don't know of, but the key for a relationship is to appreciate the similarities and respect the differences.

Grade 8B Learners - SMOC



Every year, EDUATION School Network participates in Model United Nations, a program by which participants from every school, also known as delegations, represent a country while giving speeches and resolutions relating to certain issues of the country. However, what we have learned as a delegation is that it's not about writing speeches nor doing research, it is about being brave and working hard. During the few weeks that preceded the final conference, we were all staying up at night practicing speeches and trying to find the information that would come in handy. Keep in mind we had to know everything about our country – South Korea. We were split into different committees, each with a different topic at hand. It wasn't easy for us delegates

and advisors, with all the tests we had to study for, the stress was absolutely intense. Despite that, we all helped each other as one big family; we all had each others' backs. It is what, I believe, distinguished us from other delegations. It was that same spirit that contributed to us winning Ten Position Paper awards, six Diplomacy awards, and a Secretary General award. The scene of the Closing Ceremony was amazing, the most beautiful moment I shared with my friends. We were all very emotional, and the experience built an unbreakable bond between us all. We do not exaggerate when we say that this experience has played a huge role in shaping our characters.

It wasn't over though; the New York Mock conference was next, for those who won Diplomacy awards and SG awards: Lynn Maasarani, Riwa El Khatib, Joelle Sheikh Ali, Karim Alameh, Malak Mansour, Raed Gilliam (our SG winner) and I. Mind you it was petrifying due to the competition, and the fact that we all had different countries. Over a hundred participants were there, and only 6 were to be chosen for the New York Conference. On that behalf, we are incredibly proud that Raed was able to win, get through the interview, and become one of the winners chosen to go to New York. We wish him the best of luck!

Nour Chahine - Grade 11 SB - SMOC



معارض فنون وثقافة

١- متحف سرسق:

معرضان لغاية ١٢ حزيران ٢٠١٧

في أيام الاثنين والأربعاء والجمعة والسبت والأحد من الساعة ١٠:٠٠ صباحاً وحتى ١٨:٠٠، و كل يوم خميس من الساعة ١٢:٠٠ مساءً ولغاية الساعة ٢١:٠٠ مساءً

- معرض «زوروا بيروت» بطاقات بريدية وأدلة سياحية من مجموعة فؤاد دباس للصور» يضم المعرض ٢٤ عملاً من مجموعات نادرة وخاصة ترصد التطور التاريخي لمدينة بيروت بين القرن التاسع عشر وستينيات القرن العشرين.

٢- معرض الحدائق ومهرجان الربيع في ٢٣-٢٧ أيار ٢٠١٧

أصبح «معرض الحدائق ومهرجان الربيع» الحدث المنتظر في بيروت. يعرض الحرفيين والمصممين والمنتجين المحليين فيه، إبداعاتهم الفريدة من نوعها وكلها في الهواء الطلق. يتخلل المعرض ورش عمل مخصصة للبيستنة. كما ويقدم ركن الطعام «Taste Lebanon» للزوار مجموعة غنيّة من المأكولات والمشروبات المتنوّعة. بالإضافة إلى ركن «Travel Lebanon» وهو مساحة مخصصة لتشجيع السياحة الريفية وبعثها لبنان. ويشمل المعرض «قرية الأطفال»، حيث يمكن للصحار اللعب بكل أمان وإطلاق العنان لحسّ الابتكار لديهم. أما سوق المزارعين، فيعرض المنتجات الطازجة والمحلية من المنتجين المحليين جنباً إلى جنب مع أشهر الطهارة في ركن «Taste & Flavors» حيث سيتم بيع منتوجاتهم اللذيذة.

٣- معرض ٢٩-٢٥ نيسان ٢٠١٧

معرض بيروت للفنون هو حدث يستمر على مدى أربعة أيام من ٢١ أيلول إلى ٢٤ منه ٢٠١٧، في مركز بيروت الدولي للمعارض والترفيه في بيروت. هذا الحدث يعرض المنتجات الفنية للمنطقة التي تمتد من المغرب إلى اندونيسيا، في تنوع واسع كصناعة الحرف اليدوية وغيرها من صناعات وحرف.

معرض بيروت للفنون هو حدث يستمر على مدى أربعة أيام من ٢١ أيلول إلى ٢٤ منه ٢٠١٧، في مركز بيروت الدولي للمعارض والترفيه في بيروت. هذا الحدث يعرض المنتجات الفنية للمنطقة التي تمتد من المغرب إلى اندونيسيا، في تنوع واسع كصناعة الحرف اليدوية وغيرها من صناعات وحرف.

معرض بيروت للفنون هو حدث يستمر على مدى أربعة أيام من ٢١ أيلول إلى ٢٤ منه ٢٠١٧، في مركز بيروت الدولي للمعارض والترفيه في بيروت. هذا الحدث يعرض المنتجات الفنية للمنطقة التي تمتد من المغرب إلى اندونيسيا، في تنوع واسع كصناعة الحرف اليدوية وغيرها من صناعات وحرف.



٨- ورشات عمل للفنون الجميلة للأطفال: فن وإبداع

كل يوم ثلاثاء والخميس والجمعة، والسبت من الرابعة حتى الساعة في الأشرقية، بيروت، يستمر إلى ٣٠ تموز ٢٠١٧

٩- جمعية درب الجبل

«٢٠١٧ THRU WALK»



من ١ نيسان إلى ٣٠ منه ٢٠١٧ رحلات استكشافية على دروب جبال لبنان و سيشمل عكار في الشمال إلى مرجعيون في الجنوب .

١- معرض بيروت للفنون في ٢١-٢٤ أيلول ٢٠١٧

معرض بيروت للفنون هو حدث يستمر على مدى أربعة أيام من ٢١ أيلول إلى ٢٤ منه ٢٠١٧، في مركز بيروت الدولي للمعارض والترفيه في بيروت. هذا الحدث يعرض المنتجات الفنية للمنطقة التي تمتد من المغرب إلى اندونيسيا، في تنوع واسع كصناعة الحرف اليدوية وغيرها من صناعات وحرف.

١١- «In Shape»

«In Shape» حدث يمتد من ١٩-٢٢ تشرين الأول ٢٠١٧، في مركز بيروت الدولي للمعارض والترفيه في بيروت. هذا الحدث يعرض المنتجات المتعلقة بالصحة، والجمال ومستحضرات التجميل والرفاهية والمنتجات الصحية واللياقة البدنية.



٣- معرض «Monot Street Book Market»

لمن يريد بيع او شراء كتب كل أول سبت من كل شهر في شارع مونو ، من الساعة العاشرة صباحاً لغاية السادسة مساءً. الكتب المعروضة هي مستعملة او جديدة. عالم جديد من الثقافة والتبادل المعرفي.

٤- مهرجان «رجعت إيام بيروت» في ٢٥-٢٩ نيسان ٢٠١٧

٥- مسرح مونو «La Ferme en délire»

على مسرح مونو الأشرقية من ٢١-٢٣ نيسان ٢٠١٧ مسرحية «La Ferme en délire» لجوزيان بولس. العمر من ٤ سنوات. العرض يوم الأربعاء الساعة الخامسة والنصف مساءً ويومي السبت والأحد من الساعة الحادية عشر ظهراً لغاية الخامسة مساءً.

٦- مسرح كركلا «إبحار في الزمن»

«إبحار في الزمن» طريق الحرير، عنوان العرض الذي تقدمه فرقة كركلا على مسرح «الفوروم دو بيروت» قصة «طريق الحرير» تجري من خلال الإبحار في الزمن والرقص بين الماضي والحاضر، وسط شاشة ثلاثية الأبعاد تدمج الصورة والحركة مع الرقص الحي على المسرح، ومسار البثارة والخيّالة العرب في رحلاتهم إلى هذه البلاد البعيدة.

٧- سينما Ciné-club de l'ALBA

يستمر لغاية ٢٦ أيار ٢٠١٧ كل يوم جمعة من الساعة والنصف لغاية التاسعة والنصف مساءً، في جامعة ألبا - الأكاديمية اللبنانية للفنون الجميلة، سن الفيل، بيروت، لبنان.



Le secret des artistes

La peinture est une forme d'art qui consiste à dessiner en représentant une expression très personnelle sur des supports tels que le papier, la toile... En outre, la peinture est la réalité intérieure de chaque peintre. Qu'elle soit figurative ou décorative, la peinture est l'un des premiers arts que l'on découvre grâce aux possibilités infinies de la pratiquer. Durant l'année scolaire 2016-2017, dans le cadre du cours d'art plastique, nous avons fait la connaissance de plusieurs artistes et nous avons réalisés des projets à la manière de chacun d'eux. Ces projets seront exposés dans une grande salle, où les apprenants d'ETD auront l'occasion de les observer.

Dans ce sens nous avons utilisés les techniques des artistes suivants :

- Natacha Wescoat : elle est une artiste et peintre américaine. Elle s'est fait connaître grâce à ses « arbres à bijoux ».
- Pablo Picasso : c'est un artiste espagnol, considéré comme le fondateur du cubisme et connu par ses portraits à 3D.

- Loretta Grayson : elle est une artiste et peintre australienne, connue pour ses œuvres combinant les couleurs chaudes et les couleurs froides et représentant souvent des arbres et des quadrillages.

- Romero Britto : c'est un artiste et peintre brésilien. Son œuvre est demandée par de grandes sociétés comme « Disney » ou « Evian ». Son œuvre présente des éléments de pop'art, de cubisme et de graffiti.

La peinture n'a pas seulement un aspect esthétique, peindre a plusieurs bienfaits sur la santé de l'homme. Elle augmente le niveau de concentration, nous aide à développer notre motricité fine et nous permet de nous distraire des problèmes. C'est un monde magique qui transforme notre vie par son charme et ses couleurs ! Qu'attendez-vous pour explorer vos talents ?

Projet par : Christopher Costa, Nour Abou Ayache, Nour Itani - Cycle Complémentaire - ETD

